



Leisure, Gyms and Wellbeing Centres.

Things have not been the same since March, but with the possibility of gym and leisure centres opening in June we have been looking at how staff and visitors can return safely and securely.

Evolve has produced this document to help show the latest thermal screening, face recognition with temperature and security products it has to offer.

Evolve - Gyms & Leisure



Reception

Areas

In the Governments Guidelines for Offices it states the following: -

Section 3.1 Coming to work and leaving work.

Objective: To maintain social distancing wherever possible, on arrival and departure and to ensure handwashing upon arrival.

Steps that will usually be needed:

6. Using markings and introducing one-way flow at entry and exit points.
7. Providing handwashing facilities, or hand sanitiser where not possible, at entry and exit points and not using touch-based security devices such as keypads.
8. Providing alternatives to touch-based security devices such as keypads.

Defining process alternatives for entry/exit points where appropriate, for example, deactivating turnstiles requiring pass checks in favour of showing a pass to security personnel at a distance.

3.2 Moving around buildings and worksites

Objective: To maintain social distancing wherever possible while people travel through the workplace.

Steps that will usually be needed:

4. Introducing more one-way flow through buildings.

Regulating use of high traffic areas including corridors, lifts, turnstiles, and walkways to maintain social distancing.





Reception Areas

Leisure's centres and gyms typically use tripod turnstiles, pedestrian gates, and access control on doors. Many 24/7 gyms use high security portals or full height turnstiles.



The turnstiles, gates, portals, and doors are often controlled by either and access control card, fob, barcode scanner, or keypads.



The first thing to consider is creating a one-way system if possible. Most turnstiles, gates, portals, and doors are normally set to bi-directional use, all of Evolve products and be easily changed to one way.

The next thing is how to separate / keep a 2mt distance when the walkways are typically 600 and 900mm wide.

Evolve has designed a COVID-19 plexiglass screen that can attach to most makes and models of turnstiles and gates.



Reception Area

As well as the screen we can supply a hand sanitizer dispenser to attach to the stainless-steel pole. Or customers can supply and fit their own.



Next we need to check the access control as many use cards, fobs, bar code scanners and keypads.

For exit it may be as simple as converting the turnstile or gate to free exit or TouchLess push buttons, but what about entry.

Evolve has a range of TouchLess facial recognition devices with temperature detection and time & attendance.

Some of the devices can connect directly to your existing access control management software via the Wiegand interface.



As well as being able to be mounted on the turnstile or gate cabinet they could be mounted on the COVID-19 Screen pole, on a wall to control a door, or on a reception desk.



Evolve - Gyms & Leisure



Reception Area

The most important part of the Government Guidelines is to introduce more regular cleaning.

Most turnstiles and gates are manufactured from stainless and whilst it is easy to clean it hold bacteria longer than most other metals.

According to the researcher's bacteria can live on plastic and stainless-steel surfaces for up to 72 hours, on cardboard for up to 24 hours, and on copper for 4 hours.



We therefore recommend an increase in your cleaning process and an increase in your Planned Preventive Maintenance visits.

If you require more information regarding any of the above suggestions or solutions, then please contact our approved service partner Willings Services Limited on 01264 334786.

The following pages give a brief overview of the facial recognition systems with temperature detection, thermal image body scanning and time and attendance device we can offer.

For more detailed information please contact our UK Distribution Partners who's details can be found on the last page.

SCREENING

Portable Thermal Image Screening Gun.



The Thermal 360 imaging camera is a highly accurate portable handheld temperature measuring instrument which can help in the fight against COVID-19.

It has an Hi/Lo temperature alarm, central point temperature measurement, high/low temperature auto tracking and real-time temperature display.

The camera can be connected to a PC for image analysing and supports SD card and USB import: with powerful image processing capability.

Disclaimer

Face temperature devices are not intended to diagnose or monitor any medical condition or illness. These products are supplied as a first-line defence for organisations that wish to identify and check people entering their buildings. It is down to the organisation to determine how that information is used, and the appropriate reaction to take.

Face Recognition with Temperature Detection.



The AndroitFace 7T face detection terminal with temperature detection can be easily interfaced with most makes of visitor and staff management systems via the Wiegand interface such as the Paxton Net2 controller.

Face recognition means that a person entering the building does not need to touch any surface providing a TouchLess entrance control solution.

The terminal can work as a stand-alone unit to control a simple door, pedestrian turnstile, or gates; they can also be networked.



Evolve - Gyms & Leisure




SCREENING

Face Recognition with Temperature Detection.



The EvolveFace 5T is a face recognition terminal with temperature detection and time and attendance function.

Before allowing entry, the forehead temperature sensor will check the person's temperature and decide whether to allow entry or not.



Wrist Temperature Measurement and Face



EvolveWrist is a standalone device that can check wrist temperature with face detection and provides a reminder if no mask is worn. Making this perfect for use in the classroom or main reception area.

It features accurate temperature measurement real-time alarm of people with fever. Support real-time statistics of total number of temperature measurement both normal and abnormal.

SCREENING

IP Thermal Bullet Camera



EvolveIP thermal bullet camera is perfect for all types of premises such as schools and universities to capture the face and temperature of a crowd of people.

This camera is great to check high volumes of staff and students quickly and securely ideal for site entrances and exits.

Body Temperature Smart Screening Camera



EvolveBody is an intelligent Wi-Fi thermal imaging camera for body temperature screening with built-in alarm.

It supports network processing for high-speed real-time temperature measurements, recording and surveillance.

The camera is perfect for places with high volume of people in a designated area.



Evolve - Gyms & Leisure





ACCESS CONTROL

LinuxFace 7 - Face Recognition Access Control Tablet



The LinuxFace 7 offers a secure, TouchLess and cost-effective way of controlling who has access to your building and when their access is allowed.

Installing an access control system with face recognition means that you will never have to replace lost or stolen tokens and a face can easily be barred from the system.

Our face tablets can be mounted to a standard door or any make of pedestrian or vehicle entrance control turnstile, gate, or barrier.

EvolveFace 5 - Face Recognition Access Control Tablet



The EvolveFace 5 is an employee face recognition terminal with time and attendance that can also be used for access control to a secure area.

The terminal is ideal for construction, manufacturing, small or large companies, food processing, education, hospitals, and surgeries.

Face recognition for time and attendance control offers a secure, TouchLess and cost-effective way of controlling who has access to your building and when their access is allowed.

ACCESS CONTROL

Face Recognition with Temperature Detection.

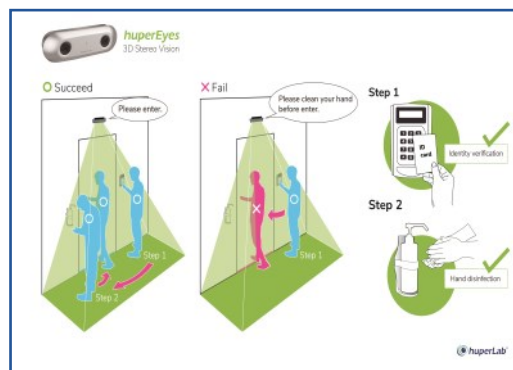


Face recognition for entrance control offers a secure, TouchLess and cost-effective way of controlling who has access to your building and when their access is allowed.

LinuxFace 2.45 face recognition tablet is the smallest device in the world providing deep learning technologies with high performance processor and algorithms.

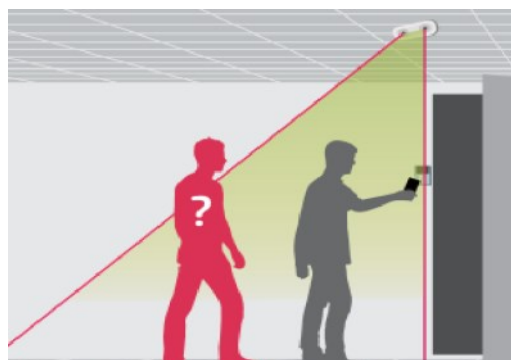
This device is an ALL-IN-ONE face detection, IC & ID card reader. Due to its size this device is ideal for securing an individual room within your building. It can be used in conjunction with our 3D tailgating detection camera

3D Tailgating Detection and two-point verification.



The 3D depth-sensing technology can achieve the high accuracy level to 98% with high tolerance to light and shadow changes, and the overlapping of moving objects.

With greater video analytics integration and system flexibility, it is capable of people counting, virtual fence, surveillance and security, and customer service improvement for retail stores, transportation, home, and store security.



Evolve - Gyms & Leisure



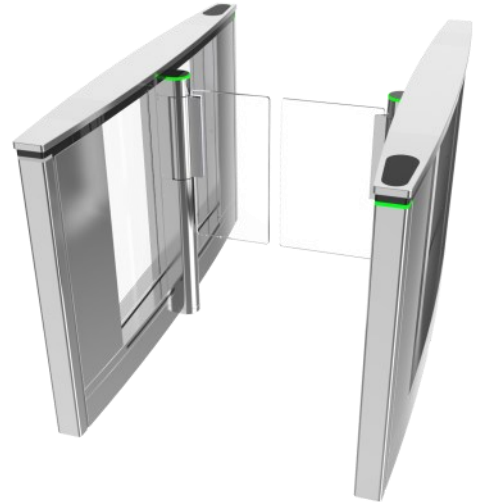
ACCESS CONTROL

Pedestrian Entrance Tripod Turnstile



The TT300 modular design tripod turnstile offers, cost-effective, fast operating, easy to use, reliable entrance solution for internal or external use in areas where there is a large and constant flow of people.

Pedestrian Entrance Gates



The PG300 range of both single and double leafed paddle gates provide safe, high speed, bi-directional pedestrian throughput, with an elegant and sophisticated look, essential for today's corporate and educational environment.




Access Control

Pedestrian Entrance Retractable Gates.



Our **RG** series of retractable leafed gates are designed to provide optimum pedestrian throughput but in an elegant, sophisticated, and discreet manner, essential for today's educational and corporate environment.

When installed in conjunction with any access control system, the gates provide a low-level entrance controlled solution.



Pedestrian Entrance Full Height Turnstile.



The FT range of full height turnstiles has been designed to provide high level external perimeter security for pedestrian movement in and out of restricted areas for staff, visitors, and contractors.

When installed in conjunction with any access control system, the turnstile provides a high-level entrance controlled solution.




Evolve - Gyms & Leisure



ACCESS CONTROL

All our pedestrian turnstile and gates can be fitted with the latest entrance and access control devices such as facial recognition and temperature detection.



Evolve - Gyms & Leisure



HOW TO CONTACT US



Evolve Security Products Limited

Unit 4, Kenyons Yard,
Weyhill Road,
Andover, Hampshire.
ENGLAND
SP10 3NP

Email:

sales@EvolveSecurityProducts.com

Telephone:

01264 334786

Web:

www.EvolveSecurityProducts.com
www.Facial-Recognition.co.uk
www.Paddle-Gate.net



UK DISTRIBUTORS

North Branch

BFT Automation UK Ltd.

Units C2-C3,
The Embankment Business Park.
Vale Road,
Heaton Mersey,
Stockport.
SK4 3G6L.

Telephone:

01614 560 456

Web:

www.bftautomationuk.com

South Branch

BFT Automation (South) Ltd.

Enterprise House,
Murdock Road,
Dorcan,
Swindon.
SN3 5HY

Telephone:

01488 674 750

Web:

www.bftautomationuk.com

Ireland Branch

BFT Automation Ltd.

Unit D3, City Link Business Park.
Old Ness Road,
Dublin 12.

Telephone:

+353 1 456 4711

Web:

www.bftautomationuk.com